



Before You Begin

When installing the roof stair package, you need to install the correct rail post (RFS-0050) for proper spacing of the three rails on both the sides of the roof stairs.

Installation

1. Install the outside bracket (5) to the rail posts (4) on the left side and inside bracket (6) to the rail posts (4) on the right side of the roof stairs using two 5/16" x 3/4" flange bolts (1) and 5/16" flange nuts (3) per bracket. (See Figure 1.)

NOTE: The left side and right side of the roof stairs can be identified when viewed from eave to peak.

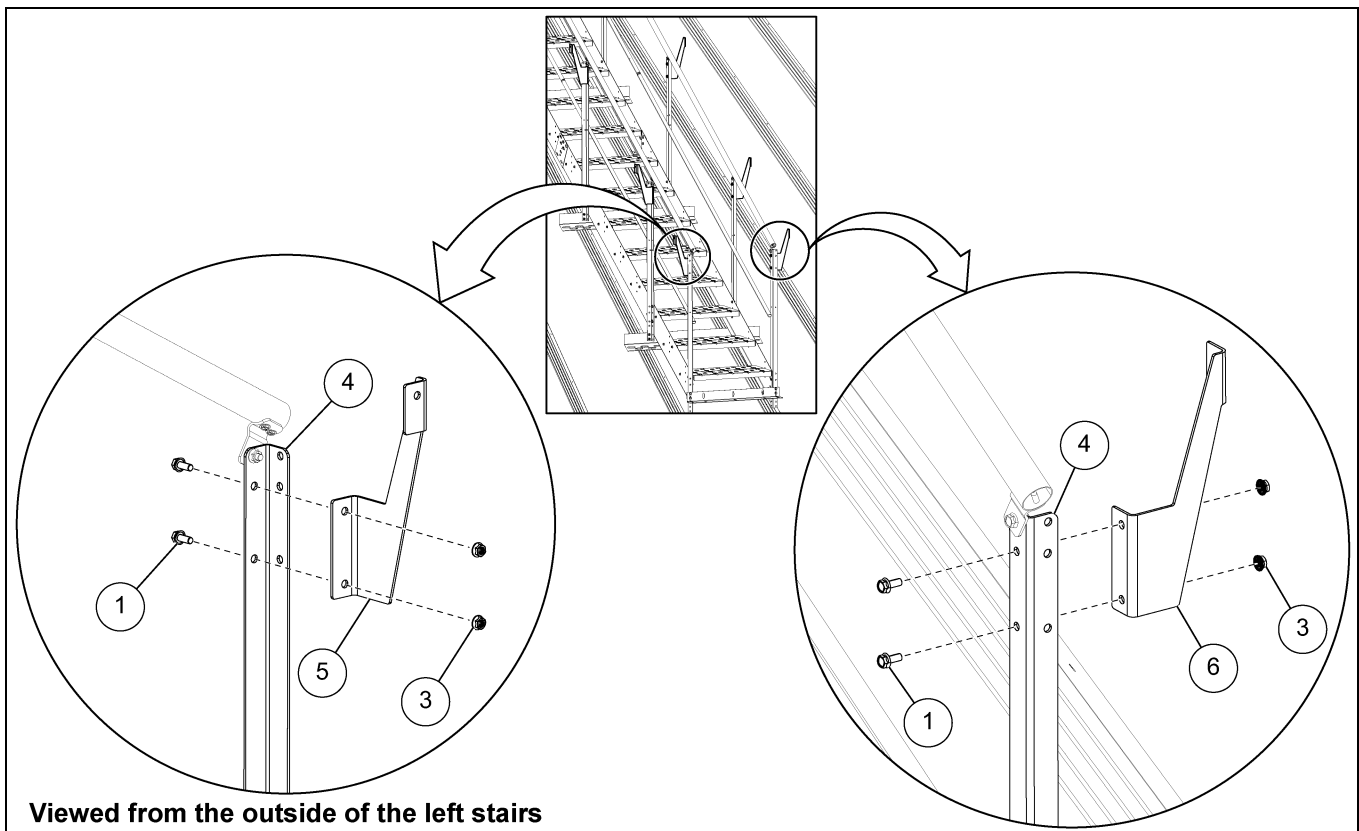


Figure 1 Installing the Third Rail Attachment Brackets

Ref #	Part #	Description
1	S-6606	5/16"-18 x 3/4" Flange Bolt
3	S-3611	5/16"-18 Flange Nut
4	RFS-0050	44.9" Long Rail Post
5	WBS-0949	Third Rail Outside Attachment Bracket
6	WBS-0950	Third Rail Inside Attachment Bracket



Roof Stairs with Third Offset Rail Installation

2. Install the rail mount brackets (7) to the outside brackets (5) and inside brackets (6) using one 5/16" x 3/4" flange bolt (1) and 5/16" flange nut (3) per bracket. (See Figure 2.)

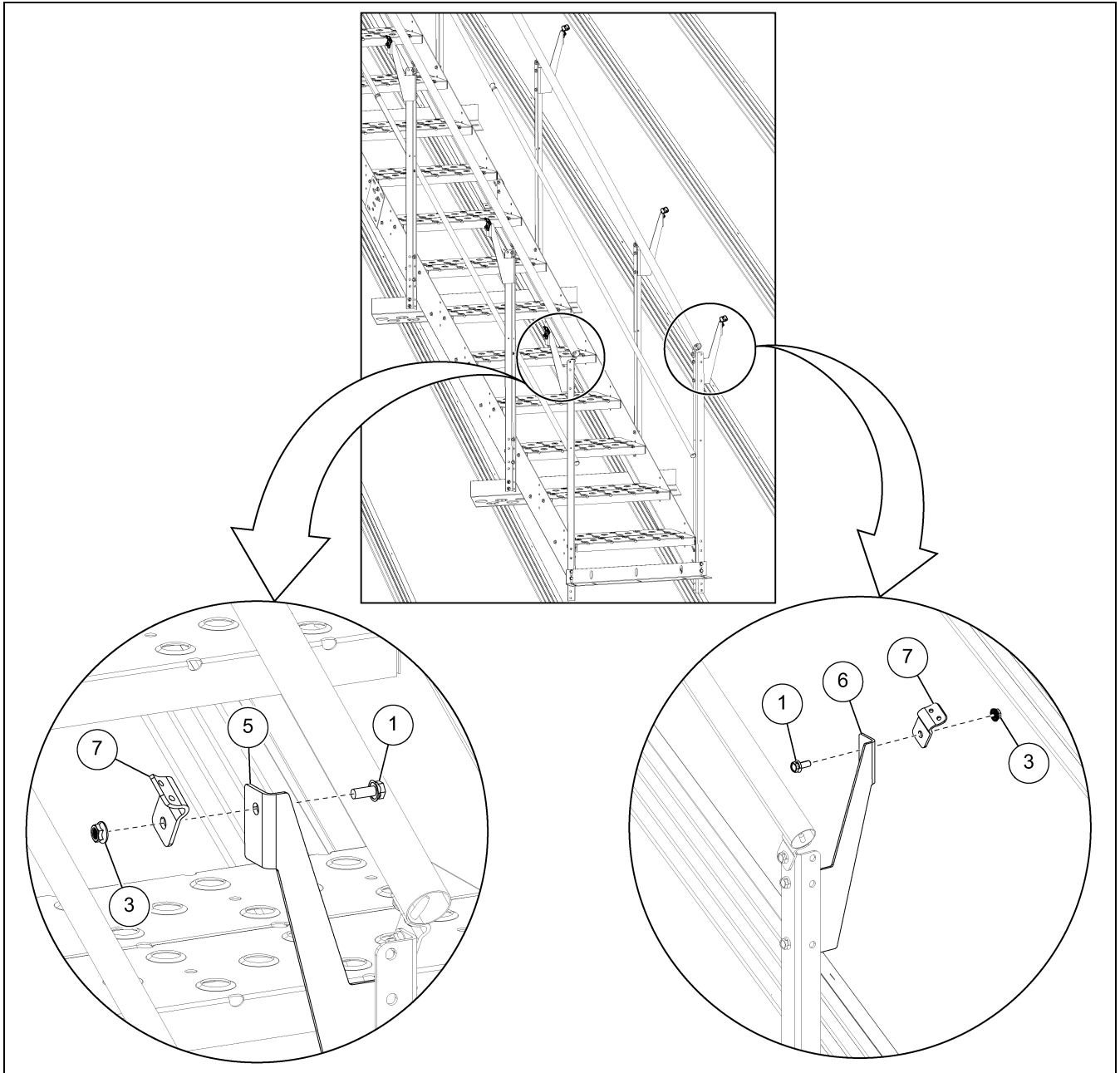


Figure 2 Installing the Rail Mount Brackets

Ref #	Part #	Description
1	S-6606	5/16"-18 x 3/4" Flange Bolt
3	S-3611	5/16"-18 Flange Nut
5	WBS-0949	Third Rail Outside Attachment Bracket
6	WBS-0950	Third Rail Inside Attachment Bracket
7	WBS-0319	Rail Mount Bracket

Roof Stairs with Third Offset Rail Installation

- Starting at the bottom of the roof stair assembly, orient the first offset rail (8) with the swaged end up and secure it to the rail mount brackets (7) using two 1/4" x 1" self-drilling screws (2) per bracket. (See Figure 3.)
- Slide the next offset rail (8) over the installed rail and secure it to the rail mount brackets (7) using two 1/4" x 1" self-drilling screws (2) per bracket with swaged end up.

NOTE: Install the self-drilling screws (2) from the outside of the rail mount brackets (7).

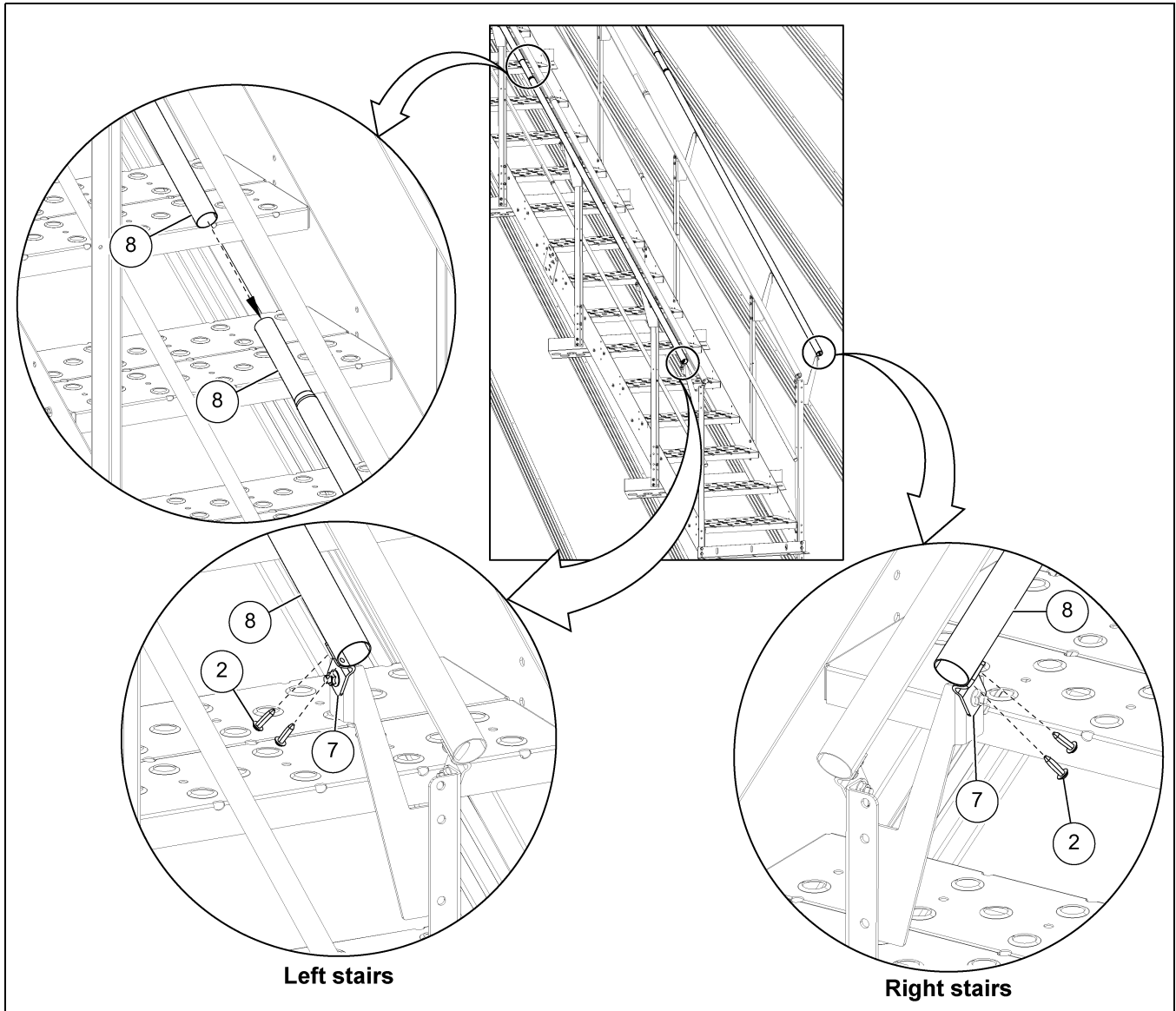


Figure 3 Installing the Offset Rails

Ref #	Part #	Description
2	S-7229	1/4" x 1" Self-Drilling Screw
7	WBS-0319	Rail Mount Bracket
8	RFS-0007	Offset Rail

- At the bottom, trim the rails and cap them with the provided plastic caps.