

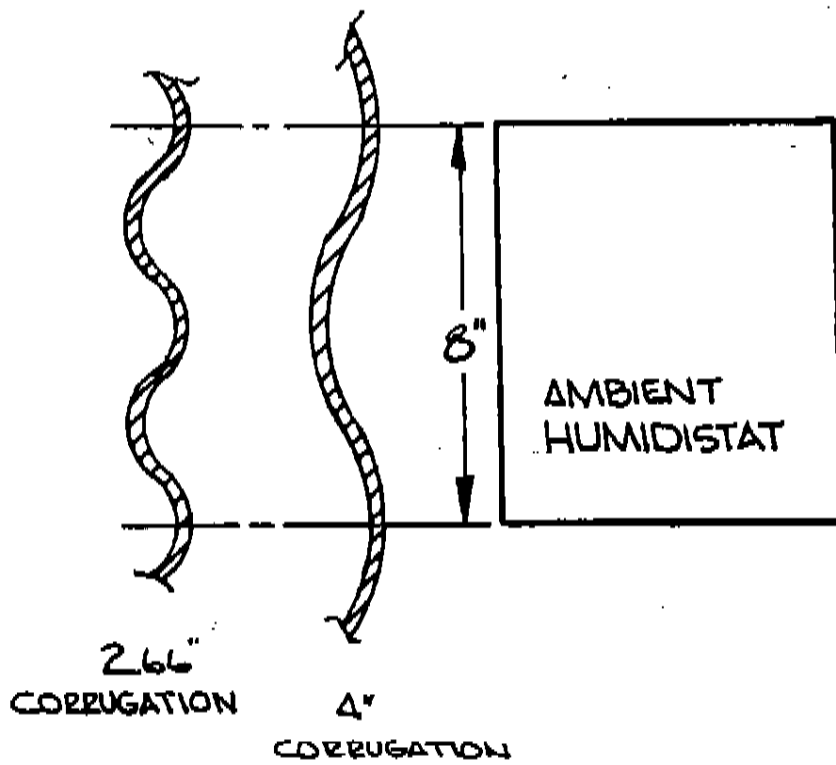
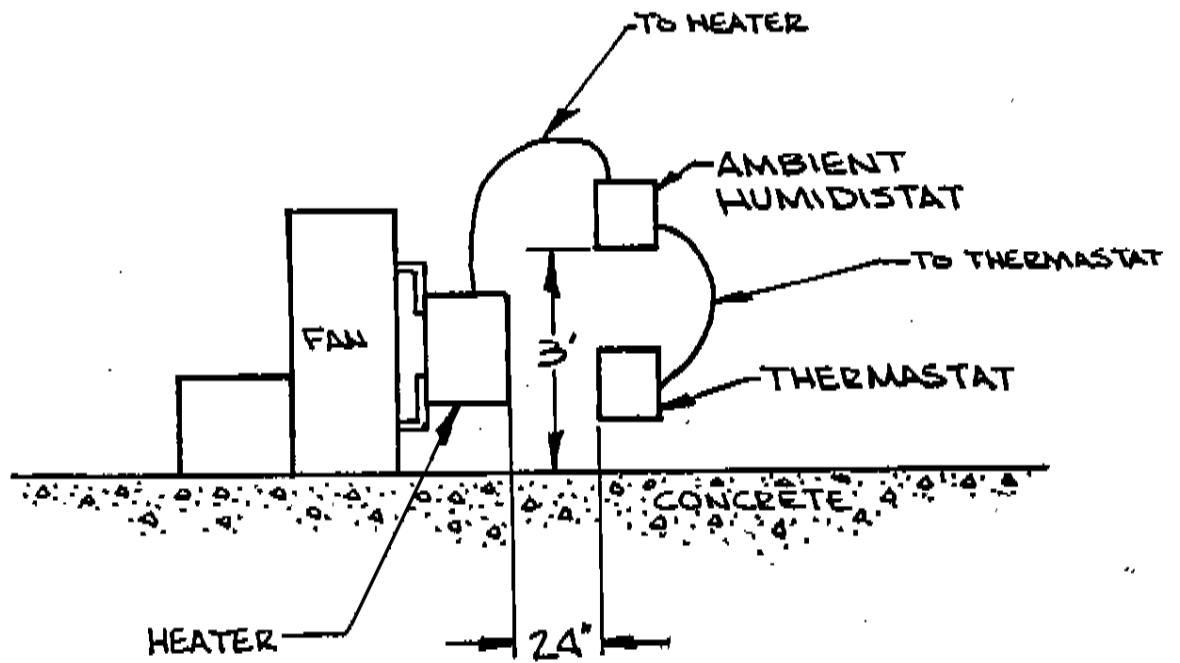
AIRSTREAM AMBIENT HUMIDISTAT

=====

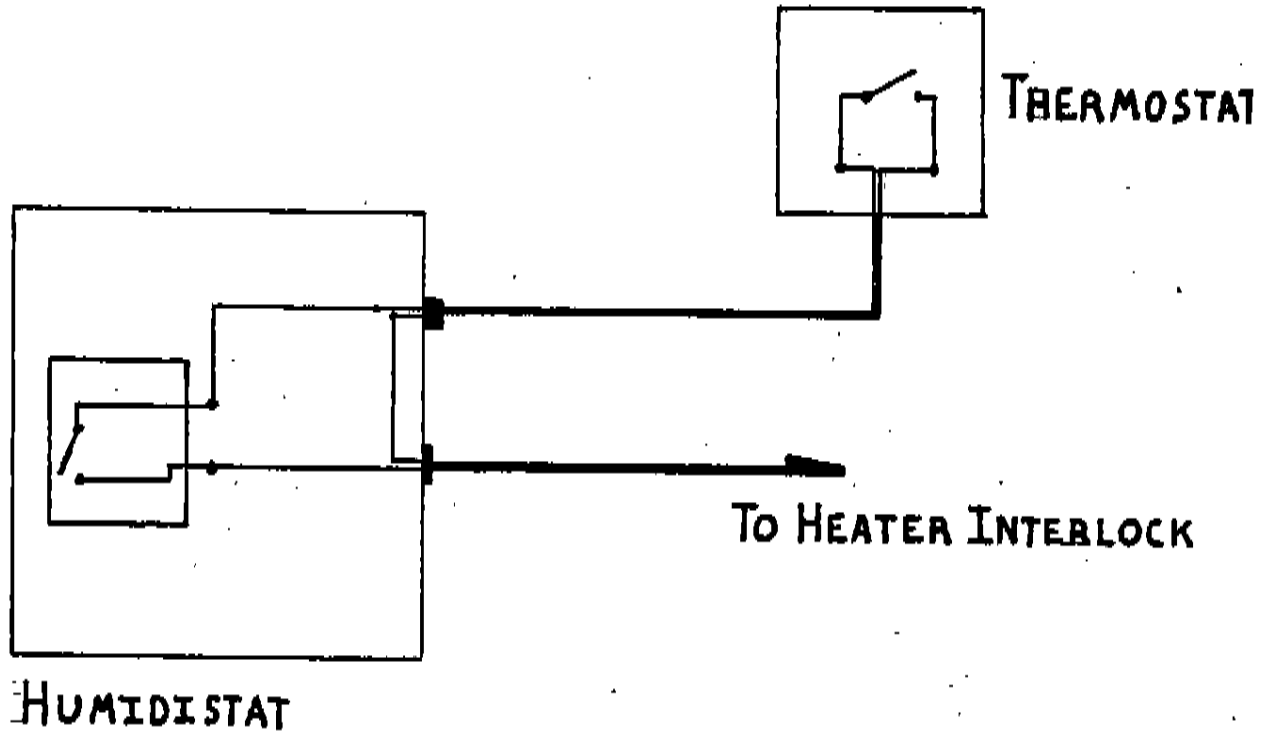
GENERAL INFORMATION FOR INSTALLATION AND OPERATION

1. The Ambient Humidistat can be used to directly control the operation of a heater for drying or with proper additional equipment, the operation of a fan for aeration.
2. The Ambient Humidistat will close on a humidity rise. For example, if the humidistat is set at 50% relative humidity, as long as the humidity of the air surrounding the sensing unit of the humidistat is greater than 50% relative humidity the micro-switch will remain closed. When the humidity drops below 50% relative humidity the micro-switch will open, power will then cease to travel through the humidistat simultaneously shutting off the heater. If the humidistat is to be used as an aeration control or to control a fan for natural air drying, additional equipment is required to control the supply of power to the fan so the fan runs when the humidistat is open.
3. The housing of the Ambient Humidistat has a perforated bottom to allow ambient air to surround the sensing element. The perforated bottom insures accurate sensing of the ambient (outside) humidity. The housing also incorporates a vent hole at the top of one side so there will be no build up of heat in the box changing the relative humidity in the box destroying the ability of the unit to sense ambient humidity. Heat can build up when the housing absorbs heat from the sun. With a vent hole any warm air will rise and exit through the vent hole, at the same time ambient air will be drawn through the perforated bottom and across the sensing element of the humidistat. The design of the Ambient Humidistat is such to insure accurate sensing of the ambient relative humidity.
4. The Ambient Humidistat should be mounted with the holes in each corner of the back plate on a corrugation hill. The Ambient Humidistat should be mounted approximately three feet from the ground or grade line as shown in the illustration.
5. The Ambient Humidistat is to be used in series with a temperature sensing control device (thermostat) which senses the drying air temperature. If the plenum air temperature exceeds the setting of the thermostat the thermostat will open and the heater will shut off. When the plenum temperature drops below the setting of the thermostat the thermostat will close and the heater will be turned on again. The thermostat is used as a safety device to limit the grain temperature to the setting of the thermostat. Some grains are more sensitive to temperature and can lose quality, germination and value when exposed to air of high temperatures. Grain to be used for seed, rice and popcorn are a few common grains that should have some control to limit the temperature of the drying air.

AIRSTEAM AMBIENT HUMIDISTAT



AMBIENT HUMIDISTAT AS A HEATER CONTROL



BOTH HUMIDISTAT AND THERMOSTAT MUST BE
CLOSED FOR HEATER OPERATION