

***BFT* AND *GHT***  
**FARM HOPPER TANKS**

**SOLID CONSTRUCTION**  
**TRUSTED PERFORMANCE**



Take control.



## **BFT** BULK FEED TANKS

Capacities up to 2,678 bu. (60.52 MT)

Diameters from 6' to 15' (1.83–4.57 m)

2.66" Corrugation

Material capabilities up to 40 lbs./ft<sup>3</sup>

Weather resistant sealed roof  
with peak loads up to 1200 lbs.

Fully accessible bin lid

60° and 67°  
hopper angles

## **GHT** GRAIN HOPPER TANKS

Capacities up to 6,916 bu. (169 MT)

Diameters from 9' to 21' (2.74–6.40 m)

2.66" Corrugation

Designed to handle dry free flowing  
grain up to 45 lbs./ft<sup>3</sup>

Stronger grain bin style roof with  
peak loads up to 2500 lbs.

45° hopper angle



## Bulk Feed Tanks (BFT)

BFTs are a popular way to store feed due to their ease of installation, lower expansion cost and convenient hopper unloading. Several of these tanks can be installed to store a variety of grains and the sealed roof and body design helps protect grain/feed from moisture damage.

GSI Bulk Feed Tanks feature the exclusive, patented Auto-Lok ground control access system for opening, closing and latching the fill cap safely and easily from the ground. The cap swings open a full 180° to lie flat and parallel to the ground, completely eliminating interference with, or damage to, the cap from the auger.

Bulk Feed Tanks also feature an optional hopper valve for accessing small amounts of material to a location not serviced by the auger system.

GSI Bulk Feed Tanks are available in 6', 7', 9', 12', and 15' diameters.



## Grain Hopper Tanks (GHT)

GHTs are able to support slightly heavier loads than typical ground feed bulk tanks. Grain Hopper Tanks can be used for temporary storage, adapted to several grain drying and conditioning systems, or serve as long term storage for properly dried grain.

GSI manufactures roofs from prime, high tensile, galvanized steel. The higher tensile steel adds up to 20% more strength, with no extra weight, which is critical in clear span roof structural design. Roof eave clearance can be adjusted at the time of installation. Each roll formed roof rib has four supportive bends in the vertical sides for maximum strength. Tall roof ribs are fully double overlapped for moisture resistance and additional support. The easy to open peak cap provides a large 30" diameter opening for fast filling.

Available in 9', 12', 15', 18' and 21' diameters.








## Hopper Bottom

Hopper panels are die-formed with rounded corners and sealed edges down-turned for a weather-tight fit. Rounded, truss-head bolts reduce bridging of contents on inner surface. The eave is die-formed to conform to the shape of the sidewall corrugation. GSI's drip lip water deflection system is a one-of-a-kind, roll-formed bottom sheet edge which forces water away from the hopper and lower boot area.



## Legs and Anchors

GSI hopper tanks are supported by fully galvanized, 6-bend roll-formed legs. GSI legs provide significantly greater strength over simple angle iron legs and greater corrosion resistance and longer life compared to painted legs. Galvanized roll-formed cross ties and two-piece leg anchor sections assist in transferring the tank load to the base and provide greater strength, stability, and support.




## The Solid Choice

Precision formed, galvanized coated, high tensile steel sidewall sheets provide outstanding strength and durability.



## Loadout Structures

GSI loadout support structures are available on 15' and 18' hopper tanks up to 9 rings tall.



## Flex-Flo™ Flexible Auger Systems

Tubing and augers are available in four sizes and five models with capacities ranging from 15 lbs. to 220 lbs./minute. Whether it's ground feed, crumble feed, mash, high moisture corn, shelled corn or pellets, GSI has the combination to handle it. For corn with up to 27% moisture and other hard to flow materials, GSI also offers a Flex-Flo™ High Roughage system which incorporates a special combination of a 3" [76mm] auger in a 3-1/2" [89mm] tube to reduce plugging.





STRAIGHT  
DROP BOOT



30° DROP BOOT



CLEAR STRAIGHT  
DROP BOOT

## Unloader Systems

Unloader systems include single, twin, tandem and twin tandem models. Augers can be direct or belt driven by a 1/3 to 1-1/2 horsepower, totally enclosed fan cooled 358 RPM motor [other speeds are available]. Additional grain handling accessory equipment includes extension systems to adjust auger lengths, time clocks, automatic shut-off switches, intermediate drop kits and y-drops.

GSI's 16" [406mm] parabolic boot [available in straight drop or 30° models] is made from ultra high impact polypropylene for greater flexibility and durability. The clear poly carbonate version provides a window to confirm that feed is present.



## Side Ladder

Optional fully die-formed side ladders with dimpled non-skid rungs provide convenient access to the tank.




## Rotary Unloader

Fits below the 22" Maxi-Flo boot, GSI's rotary unloaders are available for 2.2" [55mm], 3" [75mm], 3.5" [90mm] and 5" [125mm] Flex-Flo™ or 4", 6", and 8" rigid auger systems.



## Rigid Auger

Rigid augers and accessories are available for high capacity material handling. In 4", 6", and 8" diameters, and lengths from 11' to 21', the rigid auger can be configured to meet demanding applications, with capacities up to 2100 BPH.



## Heavy Duty Boots

Multiple outlet requirements can be easily handled by our 22" [559mm] all metal boot. This boot, which can be fitted to any GSI grain hopper tank, will allow installation of up to four feed lines in several directions at once.





# SPECIFICATIONS

## BULK FEED TANKS

DIAMETER (FEET)	RINGS	HOPPER ANGLE	BUSHEL	CAPACITY (CUBIC FEET)	CAPACITY (METRIC TONS)	CAPACITY (U.S. TONS)	HEIGHT (FEET)	HEIGHT (METERS)
6	1	60°	111	138.0	2.50	2.76	10'10"	3.29
	2	60°	171	212.6	3.86	4.25	13'6"	4.10
	3	60°	231	287.2	5.21	5.74	16'1"	4.89
	4	60°	291	361.8	6.56	7.24	18'10"	5.73
7	1	67°	185	230.1	4.17	4.60	13'8"	4.12
	2	67°	266	331.6	6.02	6.63	16'4"	4.93
	3	67°	348	433.2	7.86	8.66	19'0"	5.75
	4	67°	430	534.7	9.70	10.96	21'8"	6.56
	5	67°	511	636.3	11.54	12.73	24'4"	7.37
	6	67°	593	737.8	13.39	14.76	27'0"	8.18
9	1	60°	308	383.9	6.96	7.69	14'3"	4.30
	2	60°	443	551.8	10.01	11.04	16'11"	5.11
	3	60°	578	719.6	13.06	14.39	19'7"	5.92
	4	60°	713	887.5	16.10	17.75	22'3"	6.74
	5	60°	848	1055.3	19.15	21.11	24'11"	7.55
	6	60°	983	1223.2	22.19	24.46	27'7"	8.36
12	2	60°	887	1109.3	20.15	22.18	20'8"	6.25
	3	60°	1126	1407.7	25.57	28.15	23'4"	7.06
	4	60°	1365	1706.1	30.99	34.12	26'0"	7.88
	5	60°	1604	2004.5	36.42	40.08	28'8"	8.69
	6	60°	1842	2303.0	41.84	46.05	31'4"	9.50
15	2	60°	1554	1934.8	35.12	38.69	24'2"	7.33
	3	60°	1929	2401.1	43.59	48.02	26'10"	8.14
	4	60°	2304	2867.4	52.06	57.34	29'6"	8.95
	5	60°	2678	3333.7	60.52	66.67	32'2"	9.77

### 6' - 9' BULK FEED TANKS - (BFT - 60 & 67 DEGREE HOPPERS)

- For storage of free flowing material having a maximum density of 40 lbs. per cubic foot.
- Bushel capacities are calculated with no compaction and to full cubic foot capacities.
- Weight capacities are calculated at 40 lbs. per cubic foot.

### 12' - 15' BULK FEED TANKS - (BFT - 60 & 67 DEGREE HOPPERS)

- For storage of free flowing material having a maximum density of 45 lbs. per cubic foot.
- Bushel capacities are calculated with 5% compaction and at a 27° angle of repose.
- Weight capacities are calculated at 45 lbs. per cubic foot.

Warning! Non-free flowing materials including (but not limited to) soybean meal and meat by-products should not be stored in these tanks due to their inherent nature to bridging. Check with your material supplier on the flowability of your product prior to purchasing a tank. If in doubt about a specific product, contact GSI Group engineering department for additional recommendations. Some features are optional and may be available only on certain models. Consult your local GSI dealer for details. All specifications subject to change without notice.



# GRAIN HOPPER TANKS

DIAMETER (FEET)	RINGS	HOPPER ANGLE	BUSHEL	CAPACITY (CUBIC FEET)	CAPACITY (METRIC TONS)	CAPACITY (U.S. TONS)	HEIGHT (FEET)	HEIGHT (METERS)
9	2	45°	388	482.7	8.76	9.65	14'2"	4.32
	3	45°	523	650.6	11.80	13.01	16'10"	5.13
	4	45°	658	818.5	14.85	16.37	19'6"	5.94
	5	45°	793	986.3	17.89	19.73	22'2"	6.75
	6	45°	927	1154.2	20.94	23.08	24'10"	7.56
	7	45°	1061	1322.0	23.99	26.43	27'5"	8.37
	8	45°	1195	1489.9	27.04	29.78	30'0"	9.18
	9	45°	1329	1657.8	30.09	33.13	32'8"	9.99
	10	45°	1463	1825.6	33.14	36.48	35'3"	10.80
12	2	45°	786	946.9	19.34	21.30	16'11"	5.17
	3	45°	1039	1245.3	25.44	28.02	19'8"	5.99
	4	45°	1290	1543.7	31.53	34.73	22'4"	6.80
	5	45°	1542	1842.2	37.64	41.45	24'11"	7.60
	6	45°	1794	2140.6	43.73	48.16	27'8"	8.42
	7	45°	2045	2439.0	49.83	54.88	30'4"	9.24
	8	45°	2296	2737.4	55.93	61.60	33'0"	10.05
	9	45°	2547	3035.9	62.03	68.32	35'8"	10.87
15	2	45°	1340	1617.3	33.04	36.39	19'4"	5.88
	3	45°	1733	2083.6	42.57	46.88	22'0"	6.70
	4	45°	2127	2549.9	52.09	57.37	24'8"	7.51
	5	45°	2520	3016.2	61.52	67.86	27'4"	8.32
	6	45°	2914	3482.5	71.15	78.36	30'0"	9.13
	7	45°	3307	3948.8	80.68	88.85	32'8"	9.95
	8	45°	3700	4415.1	90.20	99.34	35'4"	10.76
18	2	45°	2089	2527.0	51.58	56.87	21'7"	6.59
	3	45°	2657	3198.4	65.29	71.98	24'4"	7.40
	4	45°	3222	3869.9	78.99	87.08	26'11"	8.22
	5	45°	3790	4541.4	92.70	102.20	29'7"	9.03
	6	45°	4355	5215.8	106.40	117.30	32'4"	9.84
	7	45°	4923	5884.3	120.10	132.40	34'11"	10.66
	8	45°	5488	6555.7	133.80	147.50	37'7"	11.47
	9	45°	6053	7227.2	147.50	162.60	40'3"	12.28
21	3	45°	3832	4623.6	94.36	104.00	26'7"	8.10
	4	45°	4603	5536.3	113.00	124.60	29'3"	8.91
	5	45°	5374	6450.8	131.60	145.10	31'11"	9.72
	6	45°	6145	7364.7	150.30	165.70	34'7"	10.54
	7	45°	6916	8278.5	169.00	186.30	37'3"	11.35

## 9' GRAIN HOPPER TANKS - (GHT - 45 DEGREE HOPPER)

- For storage of free flowing material having a maximum density of 45 lbs. per cubic foot.
- Bushel capacities are calculated with no compaction and to full cubic foot capacities.
- Weight capacities are calculated at 40 lbs. per cubic foot.


## 12' - 21' GRAIN HOPPER TANKS - (GHT - 45 DEGREE HOPPER)

- For storage of free flowing material having a maximum density of 45 lbs. per cubic foot.
- Bushel capacities are calculated with 5% compaction and at a 27° angle of repose.
- Weight capacities are calculated at 45 lbs. per cubic foot.





Visit [grainsystems.com](https://grainsystems.com) for  
full product specs & info.



Contact your GSI Dealer for more information.

© 2024 The GSI Group LLC. All rights reserved. GSI reserves the right to change  
designs and specifications without notice.

GS-005 / JULY 2024

